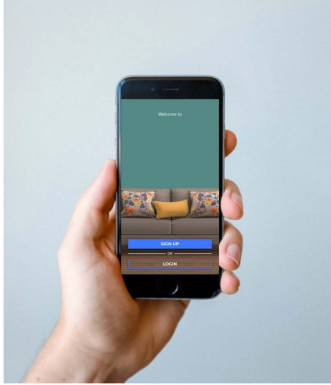
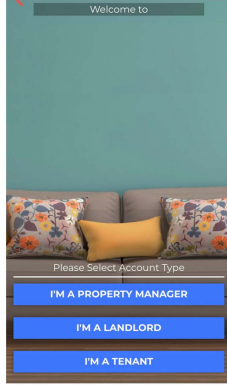


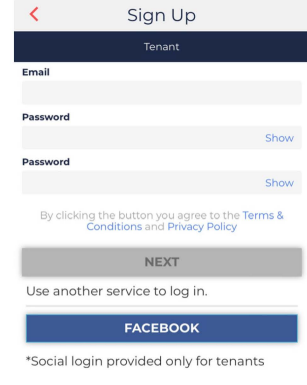
1. Download the App on the Apple store or GooglePlay



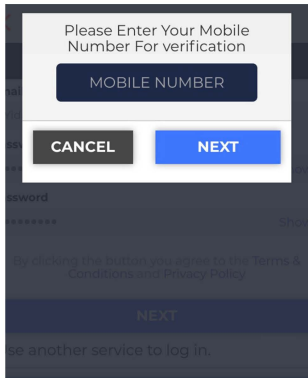
2. Click on sign up & "I'm a tenant" option



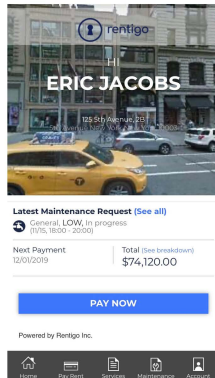
3. Create a username & password to continue



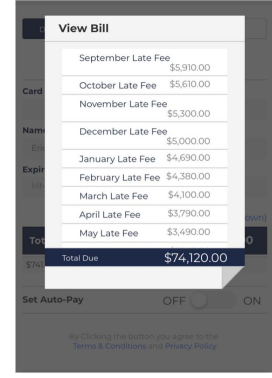
4. Input mobile number or T-code and enter 4-digit verification code



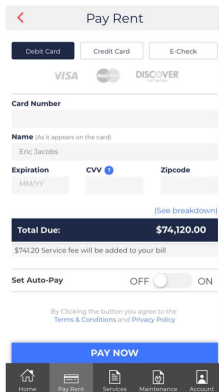
5. You are now signed up! View the tabs at the bottom to check out our features.



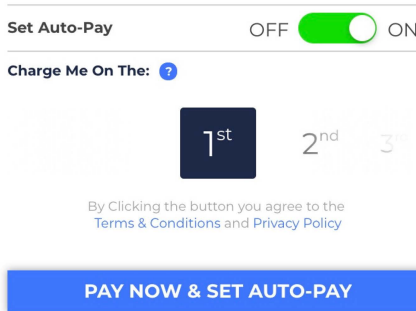
6. View your balance & click on (see breakdown) to view your fee breakdown



7. Under the pay rent tab you can choose your payment method. ACH, Debit Card or Credit Card.



8. Scroll down to turn our Autopay feature on/off. Click pay now & you're all set!



9. Don't forget to check out the maintenance request tab.

